

Bible Story Focus: We can love like Jesus.

Love Others • *John 15:12*

Memory Verse: “Love each other as I have loved you.” John 15:12, NIV

Key Question: Who does Jesus love?

Bottom Line: Jesus loves everyone.

Basic Truth: Jesus wants to be my friend forever.

Trains Memory Match

Made to Play: An activity that encourages preschoolers to follow guidelines while having fun and learning new concepts

What You Need: “Memory Game Cards” Activity Page (below) printed out, and scissors

What You Do:

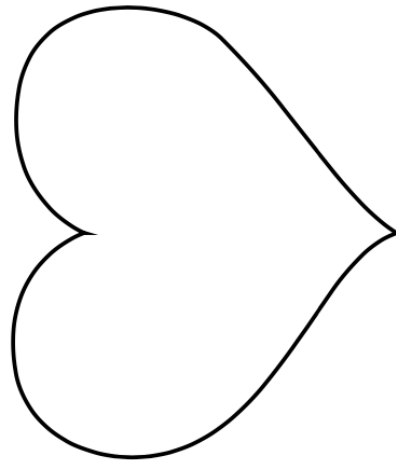
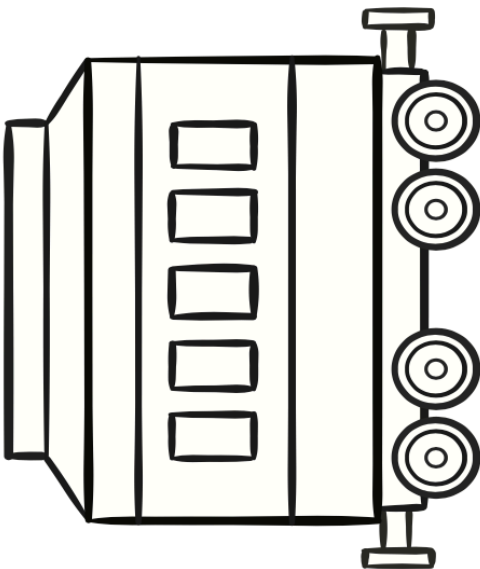
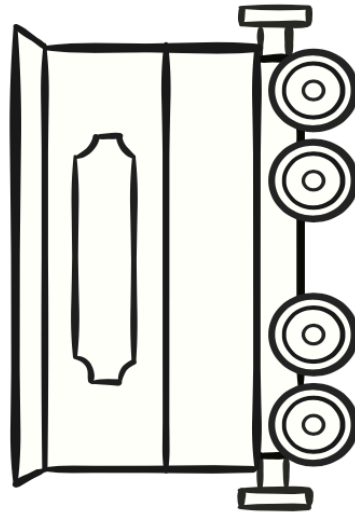
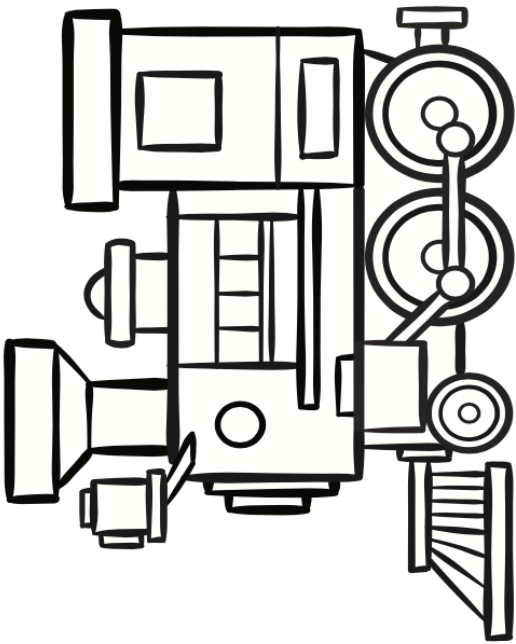
Before the Activity: Copy the “Memory Game Cards” Activity Page and cut on dotted lines (two copies per activity). Shuffle the cards and lay them face down in a grid pattern on the table.

During the Activity: Gather around the table, and let each child take a turn turning over two cards to find a match. If a match is found, allow that child to take a second turn. If not, play moves to the next child. Once all matches have been found, identify the pictures on the cards. Then shuffle the cards, lay them face down, and play again as time and interest allow.

What You Say:

During the Activity: “Do you see the cards here? Let’s take turns turning over two cards to see if you can find two pictures that match. Pay attention as friends turn over the cards so you can find a match when it’s your turn!”

After the Activity: “Let’s see. We have an engine, a train car, a caboose, and a heart! I LOVE trains! We can remember that when it comes to love, it’s like the conductor calling, ‘All aboard!’ Everyone is welcome because **[Bottom Line] Jesus loves everyone!** Let’s hear more about that in our Bible story!”



People

Made to Imagine: An activity that lets preschoolers pretend, imagine, and role play to enhance their learning

What You Need: craft sticks, markers, and several Play-Doh® containers with Play-Doh in them

What You Do:

Before the Activity: Place the Play-Doh containers (with Play-Doh inside) in the middle of a table in the activity area. Place the craft sticks and markers on the table.

During the Activity: Guide the children to draw faces on the tops of the craft sticks with the markers. Help the children push the bottoms of the sticks into the Play-Doh containers so that the sticks look like people standing up.

After the Activity: Encourage the children to place as many people in the containers as possible.

What You Say:

Before the Activity: "Today we are going to talk about how Jesus loves EVERYONE!"

During the Activity: "We are going to make a lot of people to show that Jesus loves EVERYONE! Use the markers to draw faces on the tops of these sticks. (*Point.*) Let's see how many people we can make together." (*Do activity.*)

After the Activity: "WOW! Look at all of the people! Jesus loves everyone!"

All Aboard!

Talk About God | Bible Story Review

Made to Imagine: An activity that lets preschoolers pretend, imagine, and role play to enhance their learning as they review the Bible story

What You Need: "Jesus Train Ticket" Activity Page (below), scissors, chairs

What You Do:

Before the Activity: Make enough copies of "Jesus Train Ticket" on cardstock so when cut apart each person in your family can have one train ticket, make a train out of chairs

During the Activity: Give each person a "Jesus Train Ticket," and invite everyone to get on the train. They must show you their "Jesus Train Ticket" to get on the train. As you review the story, every time you say Jesus' name, everyone will hold up their "Jesus Train Ticket"

What You Say:

During the Activity: “All aboard! (*Blow train whistle*) Come and get your train ticket! All aboard the story train! Get your train ticket! (*Repeat until you have given every child a train ticket.*) Does everyone have a train ticket? (*Pause.*) Great! Show me your train ticket and you can get in one of the train cars.

(Once everyone is in a train car) “Okay, get ready. Every time you hear me say, ‘JESUS,’ I want you to hold your train ticket way up high. Let’s practice. God gave us JESUS (*hold up ticket*) to be our friend forever! Wonderful! I see your tickets! Here we go!

“One day, JESUS (*hold up ticket*) was eating with His friends. JESUS (*hold up ticket*) told His friends the most important thing they could ever do. JESUS (*hold up ticket*) told them the most important thing they could do is love others the way He loves them. Wow! That’s a lot of love! JESUS (*hold up ticket*) loves us a lot!


“Do you remember how JESUS (*hold up ticket*) loved the woman at the well, even though she was different than Him? He was her friend. It didn’t matter where she lived or what she looked like or what language she spoke because **[Bottom Line] JESUS (*hold up ticket*) loves everyone!**

“Do you remember how JESUS (*hold up ticket*) loved Zacchaeus, even though He had made a wrong choice? JESUS (*hold up ticket*) was still Zacchaeus’ friend because **[Bottom Line] JESUS (*hold up ticket*) loves everyone!**

“Do you remember how JESUS (*hold up ticket*) loved the woman who didn’t have any friends? He was kind to her and helped her because **[Bottom Line] JESUS (*hold up ticket*) loves everyone!**

“And guess what! JESUS (*hold up ticket*) loves YOU, no matter what. And JESUS (*hold up ticket*) wants you to love people the way He loves you. That means you can love people no matter what!”

After the Activity: “Thank you for riding the story train with me. Keep your train ticket, so you can remember to love others the way Jesus loves you.”



Prayer

Pray to God | Prayer Activity

Made to Reflect: An activity that encourages personal application and prayer

What You Need: Bible turned to John 15:12.

Who does Jesus love?"

***[Bottom Line]* "Jesus loves everyone!"**

"He sure does! Let's sit down and talk about today's Bible story. One, two, three, sit down with me!

(Open the Bible and lay it open in front of the child/children.)

"We have been learning a lot about how ***[Bottom Line]* Jesus loves everyone.**

"Jesus loves people who are different than Him.

"Jesus loves people when they do something wrong.

"Jesus loves people when no one else does.

***[Bottom Line]* "Jesus loves everyone!**

"And Jesus wants us to love everyone, too.

(Pick up the Bible.)

"We have been learning a Bible verse that will help us remember that Jesus wants us to love everyone like He does.

(Turn the pages of your Bible to the Memory Verse.)

"Love each other as I have loved you, John 15:12.

"Did you hear that? Jesus told us to *(point to verse in Bible): Love each other as I have loved you.*

(Close Bible and lay it down.)

“Loving people is the best way we can show the world that we love Jesus and Jesus loves them. Let’s stand up and say that verse together with the motions so we can remember to love people the way Jesus loves us!”

“Love each other (give yourself a big hug) as I (point up with both fingers) have loved you (bring fingers down and point all over the room at all the kids), John 15:12.” (Open your hands like a book.)

“You sound amazing! You can sit back down, and when it’s your turn to say the Bible verse, you can stand up and say it.

(Say each child’s name. Make sure to give each child the opportunity to say the verse on his own. Have your stickers/handstamp ready to give when they say it.)

“I am so proud of you, [child’s name]! Here is your sticker/hand stamp!

“Jesus did so many things to show people that He loves them while He was on Earth. Let’s make a list of things He did. When we pray, we can ask God to help us love people like Jesus.

Prayer

“Dear God, Jesus is an amazing friend! He truly loves everyone. Help us to love like Jesus by *(read the list the children made)*. We want everyone to know how much Jesus loves them. We love You, God. In Jesus’ name, amen.”